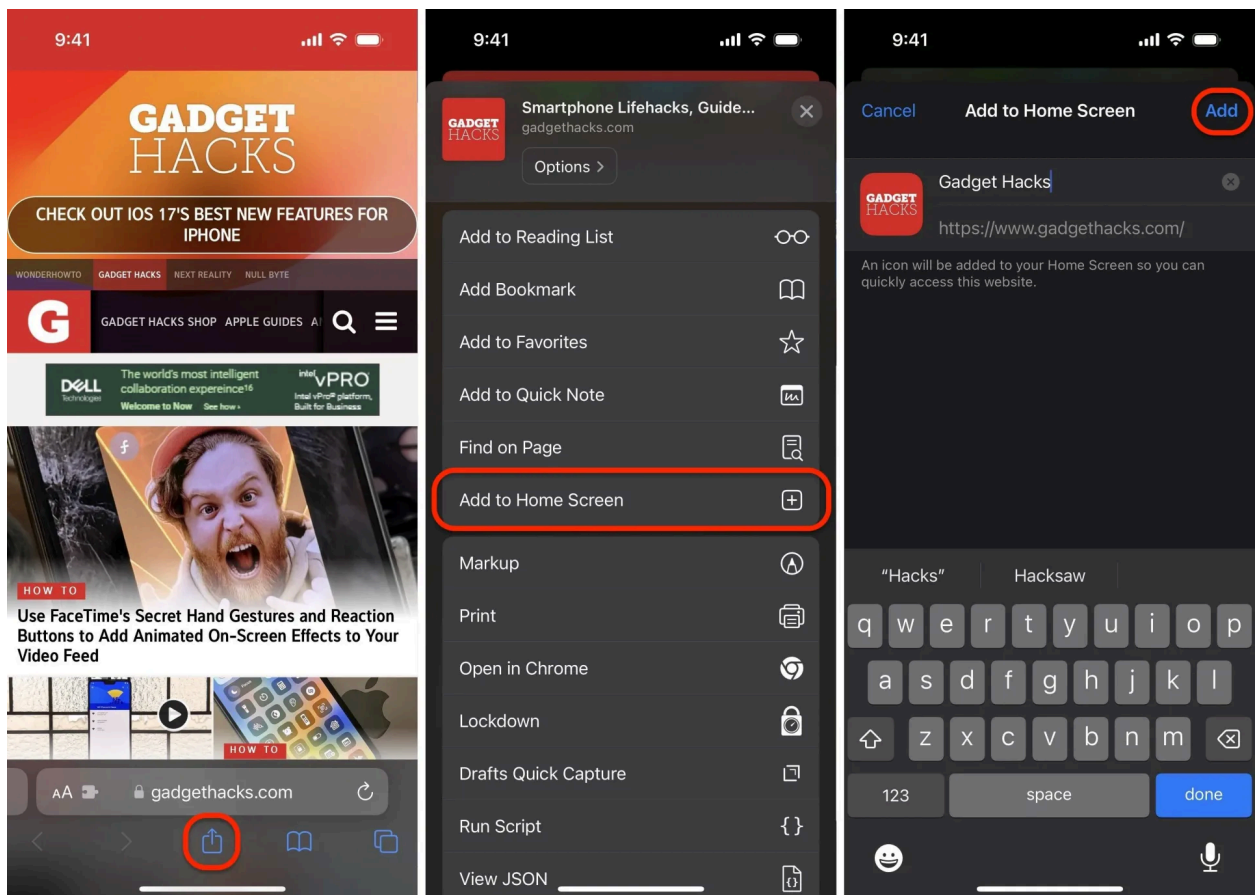




How to Add Safari Shortcuts to Your iPhone Home Screen

If you use the Safari Browser on an Apple device, it's easy to create a shortcut to MotivGolf Booking on the Home screen that opens directly to your booking page. Here's how to create Home screen website shortcuts on your iOS device.

1. Launch Safari and navigate to [MotivGolf Booking](#)
2. Tap the Bookmark or Share icon at the bottom of the screen (it resembles a box with an upward-pointing arrow).
3. Tap Add to Home Screen.
4. Accept the suggested name for the shortcut, or enter one you like better like 'MotivGolf Booking', then tap Add to save the new shortcut icon to the home screen.



The new icon appears next to your other app icons. If you have a lot of apps, you may need to scroll through several screens to find



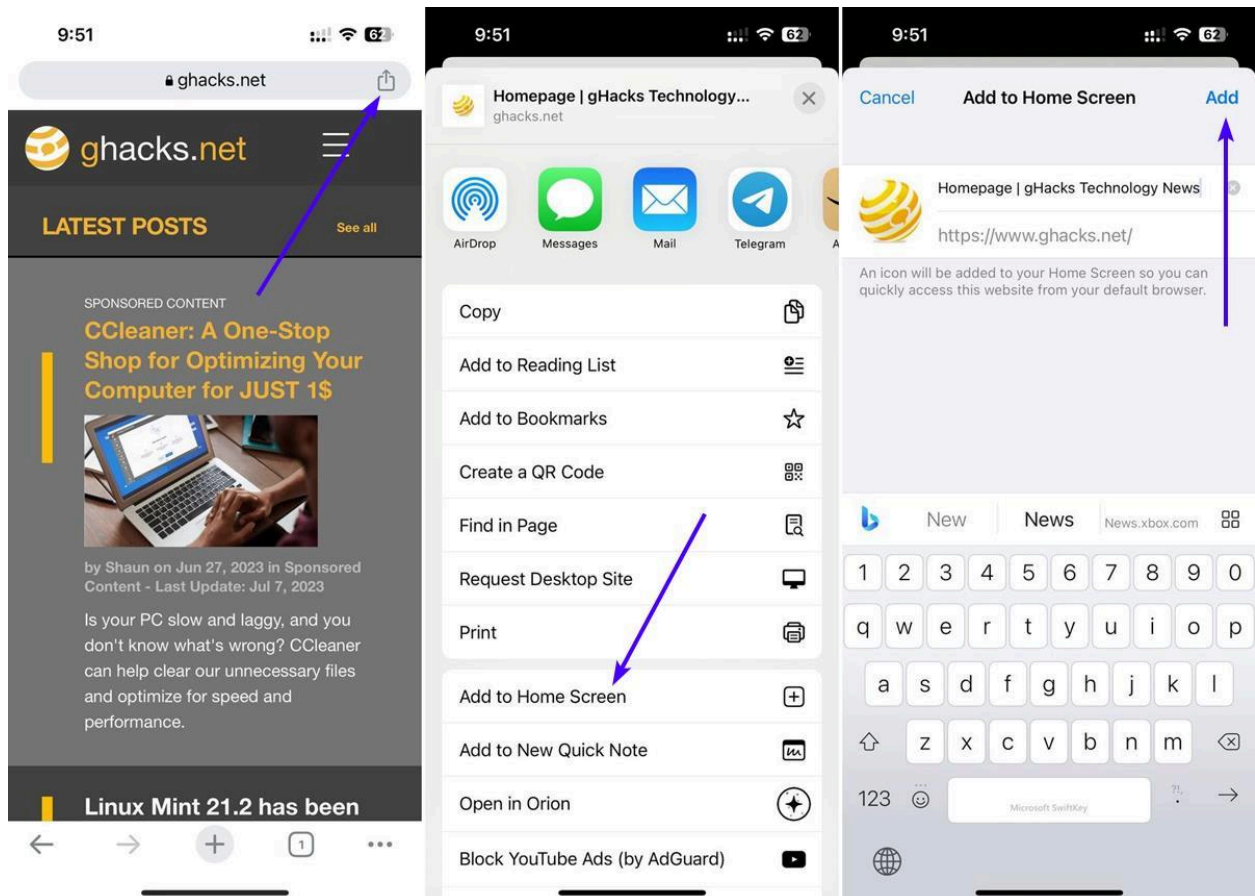
MOTIVGOLF

it. To use the icon, tap it to go directly to the saved website in Safari.

How to Add Google Chrome Shortcuts to Your iPhone Home Screen

If you use the Google Chrome Browser on an Apple device, it's easy to create a shortcut to MotivGolf Booking on the Home screen that opens directly to your booking page. Here's how to create Google Home screen website shortcuts on your iOS device.

1. Open the Google Chrome and navigate to [MotivGolf Booking](#).
2. Tap the Share icon, which looks like a square with an arrow pointing upward, on the right side of the address bar.
3. Scroll down the share menu and tap Add to Home Screen.
4. A pop-up will appear. You can edit the website's name to 'MotivGolf Booking' and change the icon if you wish.
5. Tap Add in the top-right corner.





MOTIVGOLF

The shortcut icon will be placed on your home screen. You can then tap and hold it to move it to a different location.

How to Add Website Shortcuts to Your Android Phone Home Screen

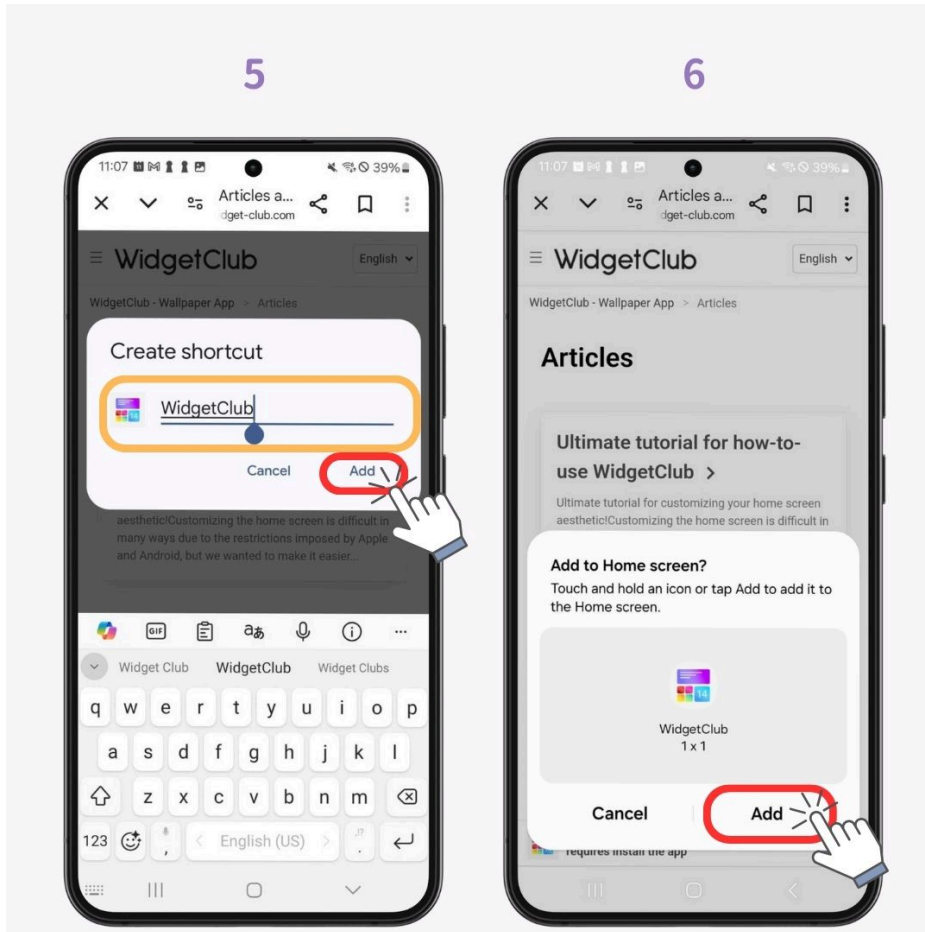
If you use an Android device (Samsung Galaxy, Google Pixel,...), it's easy to create a shortcut to MotivGolf Booking on the Home screen that opens directly to your booking page. Here's how to create website shortcuts on your Android device.

1. Open your web browser (such as Chrome) on your Android phone and go to [MotivGolf Booking](#).
2. Tap the three-dots menu icon, usually in the top-right corner of the screen.
3. From the menu, tap "Add to home screen".
4. A dialog box will appear. You can edit the name to 'MotivGolf Booking'.



MOTIVGOLF

5. Tap "Add" to confirm. You may need to tap "Add" a second time or drag the shortcut to your home screen.



6. The shortcut will now be on your home screen, and you can tap it to visit the website.